

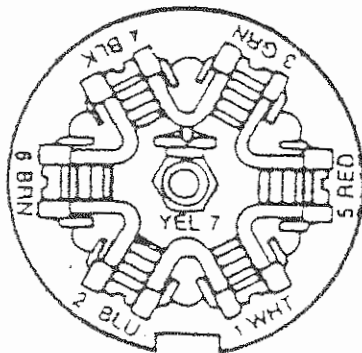
Hudson Bros. Trailer Mfg., Inc.

1508 HIGHWAY 218 W. • INDIANAPOLIS, IN

PHONE 704-753-4723 • FAX 704-753-4724

FOLLOWING IS THE HUDSON BROS. TRAILER MFG., INC. TRAILER WIRING SCHEMATIC FOR EACH 4-WAY, 6-WAY, AND 7-WAY PLUGS.

Typical Wiring Diagram for 7-Pole RV Connectors

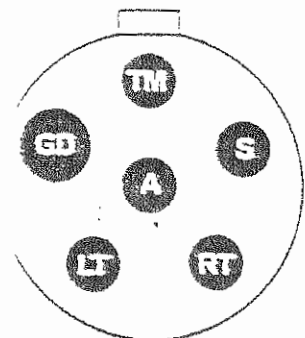


Trailer end

14 gauge

1	Ground	GREEN
2	Electric Brakes	Blue
3	Tail Running Lights	BLACK
4	Battery	BROWN
5	LH Stop & Turn	YELLOW
6	RH Stop & Turn	RED
7	Auxiliary	WHITE

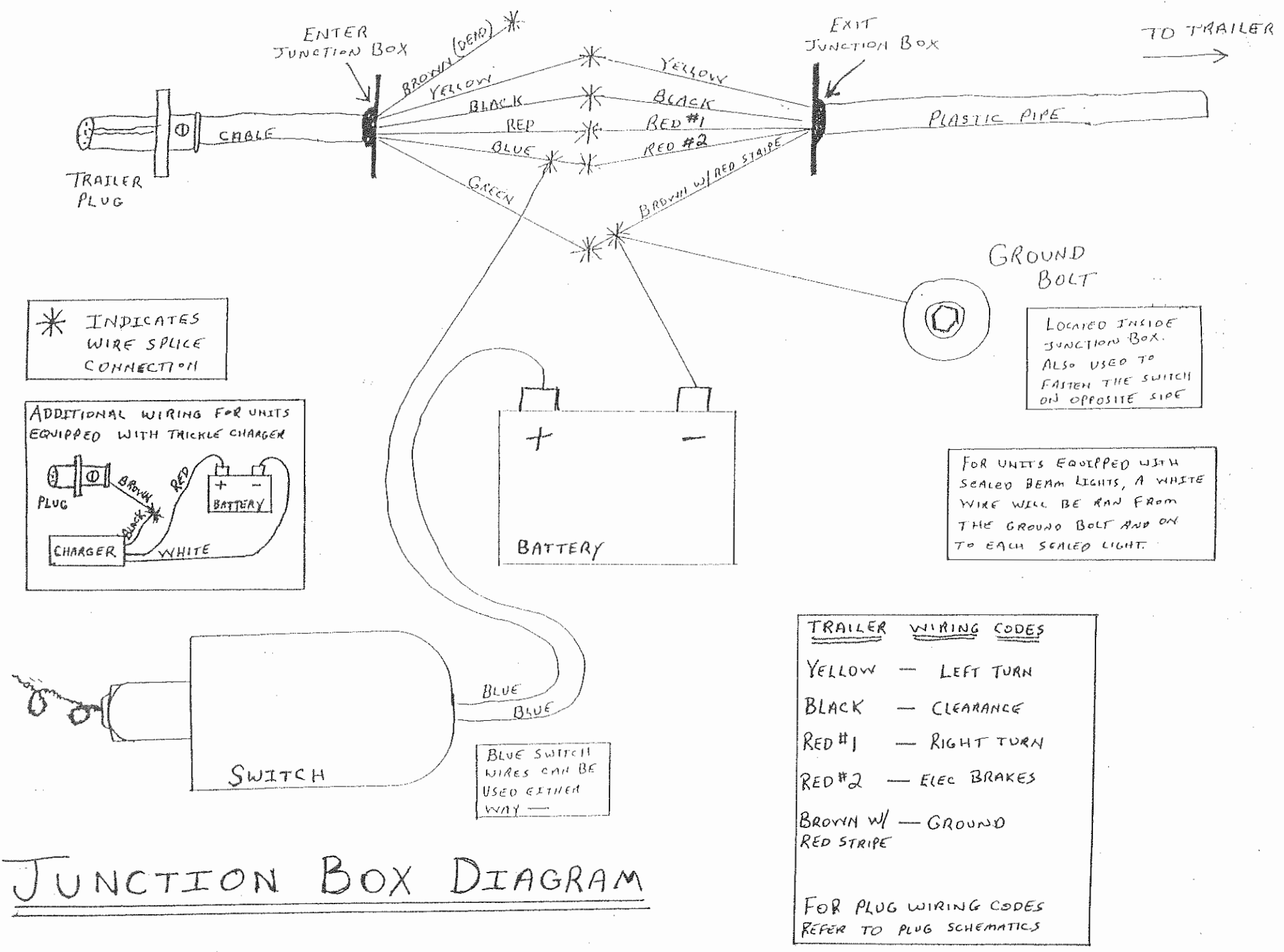
Typical Wiring Diagram for 6-way Round Connectors



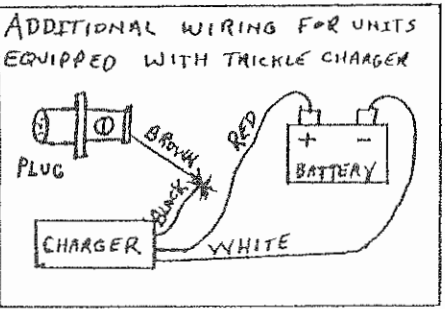
Trailer end

14 gauge

S*	Brakes	BLUE	RT	Right Turn	RED
GD	Ground	GREEN	A*	Accessory	BROWN
TM	Taillights	BLACK	LT	Left Turn	YELLOW



* INDICATES WIRE SPLICE CONNECTION



GROUND BOLT
 LOCATED INSIDE JUNCTION BOX. ALSO USED TO FASTEN THE SWITCH ON OPPOSITE SIDE

FOR UNITS EQUIPPED WITH SEALED BEAM LIGHTS, A WHITE WIRE WILL BE RUN FROM THE GROUND BOLT AND ON TO EACH SEALED LIGHT.

TRAILER WIRING CODES

YELLOW	—	LEFT TURN
BLACK	—	CLEARANCE
RED #1	—	RIGHT TURN
RED #2	—	ELEC BRAKES
BROWN W/ RED STRIPE	—	GROUND

FOR PLUG WIRING CODES REFER TO PLUG SCHEMATICS

JUNCTION BOX DIAGRAM

Hudson Bros. Trailer Mfg., Inc.

1508 HIGHWAY 218 W. • INDIAN TRAIL, N.C. 28079

PHONE 704-753-4723 • FAX 704-753-2011

